

# No Place Like Home

In this project, children will explore homes over time. They will compare a range of houses looking at similarities and differences. In History, children will explore how homes have changed over time, including in their local area. In Art, children will use paint and print to design/create wallpaper. In Computing, children will develop an understanding of E-safety when using online sources to research.

Year 2  
Summer 1  
Curriculum  
Overview

## English

We will begin our unit writing a defeating the monster tale based on the story 'Jack and the beanstalk'. We will be innovating and writing our version of the story. From this, we will be writing a newspaper report focusing on the monster in the story.

## Maths

As Mathematicians, we will be looking at fractions ensuring we know how to recognise and find half, quarters, three quarters and a third. We will then look at statistics and how to interpret and construct simple graphs. We will then recap the four calculations addition, subtraction, multiplication and division.

## Reading

We will be working on developing our reading skills of prediction, inference and retrieval. We will also be exploring the authors use of vocabulary and using our explaining skills. We will be exploring a range of texts including Hodgeheg, The Child's Garden and Grandad's Island.

## Music

As Musicians, we will be exploring the topic 'Our Bodies' and 'Our Land'. We will be focusing on keeping to the beat and exploring different sounds using a range of instruments.

## PSHE

In PSHE, our topic is 'Differences'. We will introduce the concept of gender and gender stereotypes. We will identify the differences between male and females and understand how this is part of the lifecycle. Parents can view the materials to be taught on Thursday 5th May 2pm in the school hall

## PE

Our PE day in Year 2 is every Tuesday and Wednesday. Please ensure your PE is in school and labelled. In PE, we will be working with Burton Albion on Fitness and Team Building.

In RE, we will be focusing on the topic 'Christian rites of passage'. We will be looking at important events in our life, understanding what happens at a Baptism ceremony, Christian marriage and other Christian ceremonies.

## Year 2 Learning Map – Summer 1: No Place Like Home

Please upload any home learning completed onto Seesaw to be shared with the teacher.



### Reading!

- Reading daily with your child at home.
- Talk about what has happened, the characters and any unfamiliar vocabulary



### Home learning ideas and activities:

- Go for a walk around your local area. Look at the houses, what is similar and different about them? Which ones are newer or older? How can you tell? (History)
- Become an estate agent and create a 'For Sale' poster for a your house or a house in your local area. Think about what features it has.
- Research about how homes were built in the past, create a fact file (English/History)
- Become an interior designer: Design your own wallpaper or room design (Art)
- Look at the plants in your garden or local area, can you name any? (Science)
- Have a look at the trees in your local park – are they deciduous or evergreen? (Science)
- Make a historic house from a different time period (DT)

### Maths Facts! With your child...







- Fractions – can you make half, a quarter or three quarters? What could you use to represent it?
- Can you find a fraction of an amount e.g half of 24? A quarter of 20?
- Practice your 2, 5 and 10 times tables. Have a go at your 3's if you are confident with these.

### App/Websites to try:

- TTRockstars
- Topmarks – Hit the button
- Spelling shed



# Year 2: Plants and Trees Knowledge Mat

Subject Specific Vocabulary		Interesting Books		Sticky Knowledge about trees
<b>roots</b>	It is the part of a plant that is usually hidden under the ground. They make the plant stable and give it nutrients.	 	<p><input type="checkbox"/> Trees and shrubs take in water and carbon dioxide and give out oxygen.</p> <p><input type="checkbox"/> Trees can live for a very long time. The oldest known tree is over 5000 years old.</p>	
<b>crown</b>	The crown is made up of the leaves and branches at the top of the tree.			
<b>deciduous</b>	Deciduous trees are trees that shed their leaves in the Autumn and grow new leaves in the spring.	<p><b>Common trees found in the UK</b></p>  		<p><input type="checkbox"/> A single tree has many roots. The roots carry food and water from the ground through the trunk and branches to the leaves of the tree.</p>
<b>evergreen</b>	Evergreen trees are the same as coniferous trees. They do not lose their leaves in Autumn.			
<b>blossom</b>	Is the mass of flowers created by a tree. Almost all fruit bearing trees have blossom. The blossom is usually at its best in the spring.	<b>oak</b>	<b>Horse chestnut</b>	<p><input type="checkbox"/> The trunk is the main body of the tree. The trunk is covered with bark which protects it from damage.</p>
<b>bulb</b>	Bulbs are underground masses of food storage from which plants grow.			<p><input type="checkbox"/> The leaves can be of many different shapes. They take in sunlight and use water and food from the roots to make the tree grow.</p>
<b>trunk</b>	A tree's trunk holds up its crown, protects its inner parts and works like a pipeline, transporting essential materials to the different parts of the tree.			<b>conifer</b>
<b>stem</b>	The stem is the main part of the plant. It supports the weight of the leaves, as well as the flowers or fruit.			
<b>woodland</b>	A woodland is a habitat where trees are the dominant plant form.			
<b>habitat</b>	The place where a plant or animal (mostly) lives. There are different kinds of habitats, such as grassland, forest, river, sea and desert.			
<b>oxygen</b>	Oxygen is used by animals and plants in the respiration (breathing) process.			